




## Optional ABS Siderail

We offer two types of siderails for choices to meet different requirements.

### Type A.




Smaller than 6 cm.

#### Feature:

- Total two Embedded Control Panels, located at the internal of backrest siderails for patients.



### Type B.



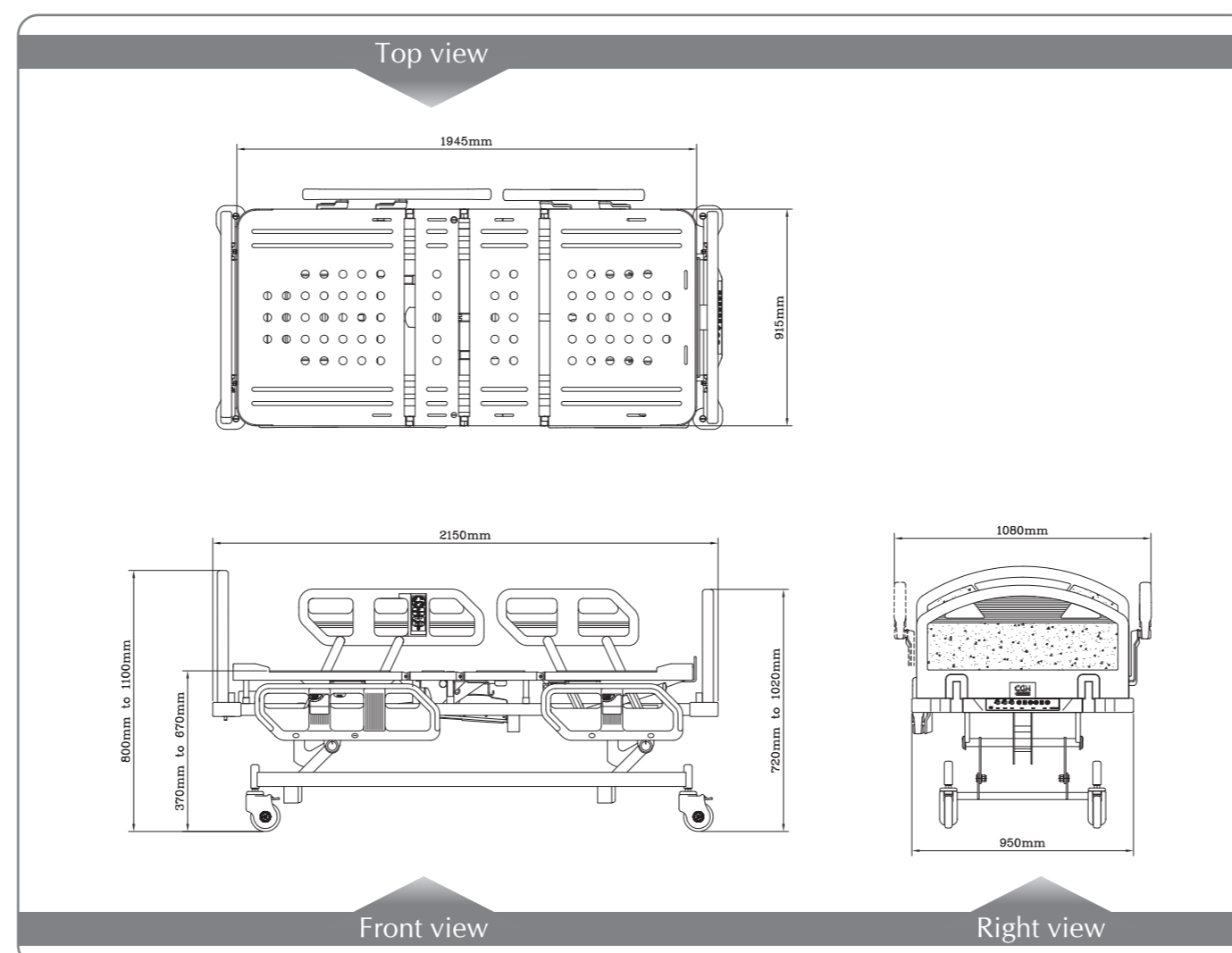
Smaller than 6 cm.

#### Feature:

- Total four Embedded Control Panels, located at the internal & external of backrest siderails for caregivers and patients.



- The Classic Electric Bed is designed, an elegant combination of innovation, luxury and utility could define a totally new genre for the hospital room.
- Classic Electric Bed series are particularly designed to meet the medical staffs and patients. The humanitarian designed of product greatly enhances medical efficiency and quality of medical service.
- Removable ABS Platform is made of ABS integrated injection molding. It is ergonomic, air permeable, light weight, durable, hygienic, washable, rust-free, avoid of electric shock, good looking, flat surface preventing from dirt accumulation and bacterial growth.
- CGM is well-certified by ISO 9001 and ISO 13485. By terms the Electric Bed, it is designed and manufactured according to the Technical and Equipment Quality Assurance Standards Classification, such as EN 60601-1, EN 60601-1-2 and EN 60601-2-38.




Specification			
<b>Dimension</b>		<b>Standard Accessories</b>	
• Overall Size (Siderail Up)	L 217 x W 108 cm	• I.V. Pole	1PC
• Overall Size (Siderail Stored)	L 217 x W 95 cm	<b>Optional Accessories</b>	
• Sleeping Surface	L 194 x W 91.5 cm	• Mattress	• X-Ray Cassette Holder
<b>Positioning</b>		• Dining Table	• Under-Bed Basket
• Hi-Low Range	37 - 67 cm	• Oxygen Tank Holder	• Charger Set
• Backrest	0 - 75 °	• Drainage Bag Holder	• Rechargeable Battery
• Knee Gatch	0 - 40 °	• Medical Record Folder	• CPR Controller
• Max. Weight Capacity	230 kgs (500 lbs)	• Traction Socket	• Bed Extension Frame
<b>Electric Standard</b>		• Overbed Table	• Weight Scale System
• Voltage	220 ~ 240/100 ~ 120 VAC 50/60 Hz	• Lifting Pole	• Central Brake Caster

CGM reserves the right to make changes without notice in design and specification.

**CGM** Chang Gung Medical Technology Co., Ltd.

Headquarter: 11F., No.201-4, Dun-Hwa North Rd., Taipei 105, Taiwan, R.O.C.  
Tel: 886-2-87122948 Fax: 886-2-25140620

E-mail: cgmc@cgmc.com.tw http://www.cgmc.com.tw



## CGM Electric Bed



Chang Gung Medical Technology Co., Ltd.



### Smart Operation

Each patient can adjust the bed position to meet their desired and comfortable position.



### Low Position Bed

The Low Position Bed is provided with an auxiliary function to assist patients to entry and exit from the bed easily and safely. It not only serves patients with safe environment, but also enhances the bed mobility, such as easily transfer to wheel chair or walkers.

### Reliable Siderail

Patients are protected from falling off the bed with the ABS Siderail. It features also helping patient to get on/off the bed safely by holding the ABS Siderail.



## Electric Bed (Model: CGM / CGN)

### Removable ABS Platform



- 4-section air-permeable, washable ABS platform decreases the growth of bacterial, dirt accumulation and is easily to be cleaned.
- Special anti-slippery designed ABS platform.

### Mattress Stopper

To prevent the mattress from slipping.

### I.V. Pole Socket

- Total of 6 sockets supporting I.V. Pole on the bed. 4 sockets on each corner & 2 at the middle of the bed on both sides.
- I.V. Pole storage is designed under the ABS platform.


### ABS Siderail



- 4-section tuck-away ABS siderails, individual back and knee lifting, it can protect patients from falling off the bed.
- ABS integrated injection molding with smooth finishing.
- Operating handles outside of the siderails with indication of rail movement.

### Mattress Anti-Slipping Strip

Raised strips on board help to keep the mattress steady.



### Restraint Strap Holders

A total of 10 sets of strap holders are able to enhance safety of patients by fastening the safety belt.

### Drainage Bag Hooks

A total of 6 Drainage Bag Hooks are mounted on both sides of the bed.

### Casters

5" casters with Brake & Dust Proof Cover.

### ABS Corner Bumper



- Curved ABS corner bumper can reduce unexpected collision during transportation.
- 4 orthopedics traction sockets are optional to be set on each corner.

### Attendant Control Panel



- It is located at the foot-end of the bed.
- 3 rotation knobs for locking & unlocking the elevation of Backrest, Knee Gatch and Bed Hi-Low separately.
- 3 sets of leveling functions for adjusting the Backrest, Knee Gatch and Bed Hi-Low separately.

### Board Clipper

- Pull & Push safety clipper for easily lock and release.
- Keep the board firm and quiet during transportation.

### Removable ABS Head & Foot Board



- Molds-injection ABS board with curving top in different laminate colors.
- Light and durable for application.
- Round handle to facilitate pushing of bed.
- Clippers are designed to operate easily for first aid and other emergent medical operations.

### Embedded Control Panels

- Embedded controls with Individual Backrest, Knee Gatch, Auto Movement and Bed Hi-Low functions are located at the internal of the ABS Siderails.

### Exquisite Design



Smaller than 6 cm.

### Safe siderails

Gap between Back and Knee siderail is within 6 cm to avoid the patient falling off from the bed.  
(Conform to international standard: EN 60601-2-38)



### Zero Transfer Gap

4-section tuck-away Siderail allows the Siderail to be stored completely under the bed frame for easing patient transferring from bed to bed.

### Head & Foot Board Laminate Colors

≠ Different laminate color of Head & Boards are available for choices, only in orders with considerable quantity.