
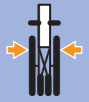










Technical information Tracer

 total width	 folded width	 seat width	 height of armrests	 seat height	 total height	 total length	 seat depth	 back height	 weight (batt. incl)
64	impossible	39	min. 21,5	55	110	115	47	60	65
70		45	max. 26,5						
77		55	(93)						

Deviations in sizes and weight ($\pm 1,5$ cm and $\pm 1,5$ kg) are possible

Your guarantee of quality

Regarding quality, the Tracer complies with the **highest norms laid down by certified test institutes** in most European countries.

The wheelchair must be adapted to you, not vice versa

The wheelchair has been developed as a **modern aid which can be individually adapted**. Aesthetic appearance and practical use go hand in hand. The wheelchair manufacturer Vermeiren has played an important role in this development.

Our basic principle is: the wheelchair must be adapted to you, not vice versa. This is why our wheelchairs have a **modular design**. All types of wheelchairs can be adapted, have numerous accessories and all options are **mutually interchangeable**. This is the result of our continuous research and more than 40 years of experience.

For more information,
contact your local dealer

N.V. Vermeiren N.V.

Vermeirenplein 1-15
B-2920 Kalmthout
Belgium

Tel.: 03-620 20 20 • Fax: 03-666 48 94

Also visit our web-site: www.vermeiren.com



VERMEIREN

Opening up new horizons in mobility

Tracer

The absolute top model
in electronic wheelchairs



R.E.: N.V. Vermeiren N.V., Vermeirenplein 1/15 - 2920 Kalmthout - Belgium - Updated 03/2003

Subject to technical alterations

Tracer

Electronic and made-to-measure

The controlunit with **microprocessor** gives an extra dimension to using an electronic wheelchair: it is easy to control, with a minimum of effort and maximum safety.

There is however more. The controls can also be **personalised**. To suit you! Speed, acceleration and the sensitivity of the control lever: parameters which can be individually programmed to suit your comfort.

Every comfort

The shaped seat and back provide **optimum support** for the body and guarantee very high seating comfort. New to the Tracer is that **the back and seat can be electronically adjusted**, enabling you to take up a comfortable position. In addition, the armrests can be adjusted in both height and width. The **controlunit** can also be easily folded away. This allows you to move closer to the table.



The trusty companion away from home

The Tracer is a trusty companion for those who are frequently away from home. This top wheelchair has a fixed frame that gives **extra robustness**.

The tread on the rear tyres gives extra grip and the **anti-tipping system** prevents the wheelchair from tipping over backwards. The rear wheels are fitted with special springs which substantially increase the comfort when moving in a wheelchair-unfriendly environment.


Your safety has also been taken into consideration. The Tracer is equipped with **lights and indicators**. This means that you can leave home at any time of the day.



Powerful and high endurance

The motors in the Tracer are the latest generation of motors. The 200 Watts enables you to go up slight inclines without problems.

The **rechargeable and maintenance-free batteries** (2x12V/60 aH) provide enough power for about 35 km. The quick-action coupling also ensures that they can be removed easily, so enabling the wheelchair to be put in the car without involving heavy lifting.



The **speed** can be adjusted and is a maximum of 6 or 11 km/hour. Decoupling of the motors is easy and is achieved in one action.

Choice of 3 colour combinations

Frame	Upholstery
Blue C20	Black
Red C21	Black
Green C26	Black

Options

- Headrest
- Panel control
- Control for accompanying person
- Double control
- Electric legrest adjustable in width
- Legrests

