









V-Drive

Electrical assistant for your manual wheelchair



Technical information V-Drive

 seatwidth	 max. speed	 max. inclination	 action radius	 power	 battery	 weight	 users weight
390 - 480	6 km/h	8°	ca. 15 km	150 W	2x12V/ 12Ah	11,8 kg (without battery)	135 kg*
500 - 600 (H.D. version)				200 W (H.D. version)	2x12V/12Ah (H.D. version)	8,2 kg (battery)	200 kg* (H.D. version)

Measurements in mm, weight in kg - Deviations in sizes and weight (1,5 cm and 1,5 kg) are possible. * wheelchair included.

Comfort

The V-Drive system simplifies your movements with a manual wheelchair. The V-Drive takes over all the work from your pushing assistant. Taking a steep hill or inclinations, bumps in the roads or just a small journey outside... all this is just ideal for the V-Drive.

A userfriendly controller ensures optimal quality and comfort for daily usage of your wheelchair in combination with the V-Drive.


We are offering two versions of the V-Drive. A standardversion (for people up to 135 kg) and a Heavy-Duty version (for people up to 200 kg).



Installation

A very simple installation is available for left or rightside mounting of the V-Drive. Disassembly of your V-Drive for transport inside your car can be done in a minute. Disconnect the battery pack and the driving system and you are ready to go.

If you prefer not to use your V-Drive along the way, it is sufficient to lift up the driving system, hang it to on to one of the pushing handles and you have regained manual control over your wheelchair.



N.V. Vermeiren N.V.

Vermeirenplein 1-15
B-2920 Kalmthout
Belgium

Tel.: +32 (0) 3 620 20 20
Fax: +32 (0) 3 666 48 94

www.vermeiren.com - info@vermeiren.be



VERMEIREN

Opening up new horizons in mobility

For more information, contact your local dealer



Subject to technical alterations