



3. Optional Accessories


Hand Bar

Hand Bar attached on the long bar for helping the patients to adjust their posture.



Weights

Metal material can be cleaned and disinfected. Different counterweights (0.5, 1, 2, 5 kg) are available for choices.



Pulley Bar

Octagonal aluminum pulley bar (Length 36cm) can be applied when setting up on head / foot board and overhead traction frame.



Pulley

Aluminum pulley can be applied when setting up overhead traction frame and attached on long bar.




Cross Clamp

Aluminum cross clamp can be applied to fasten long bar, middle bar, short bar and pulley bar.



Short Bar

Octagonal aluminum short bar length 82.5cm can be applied when setting up on the head / foot board and overhead traction frame.

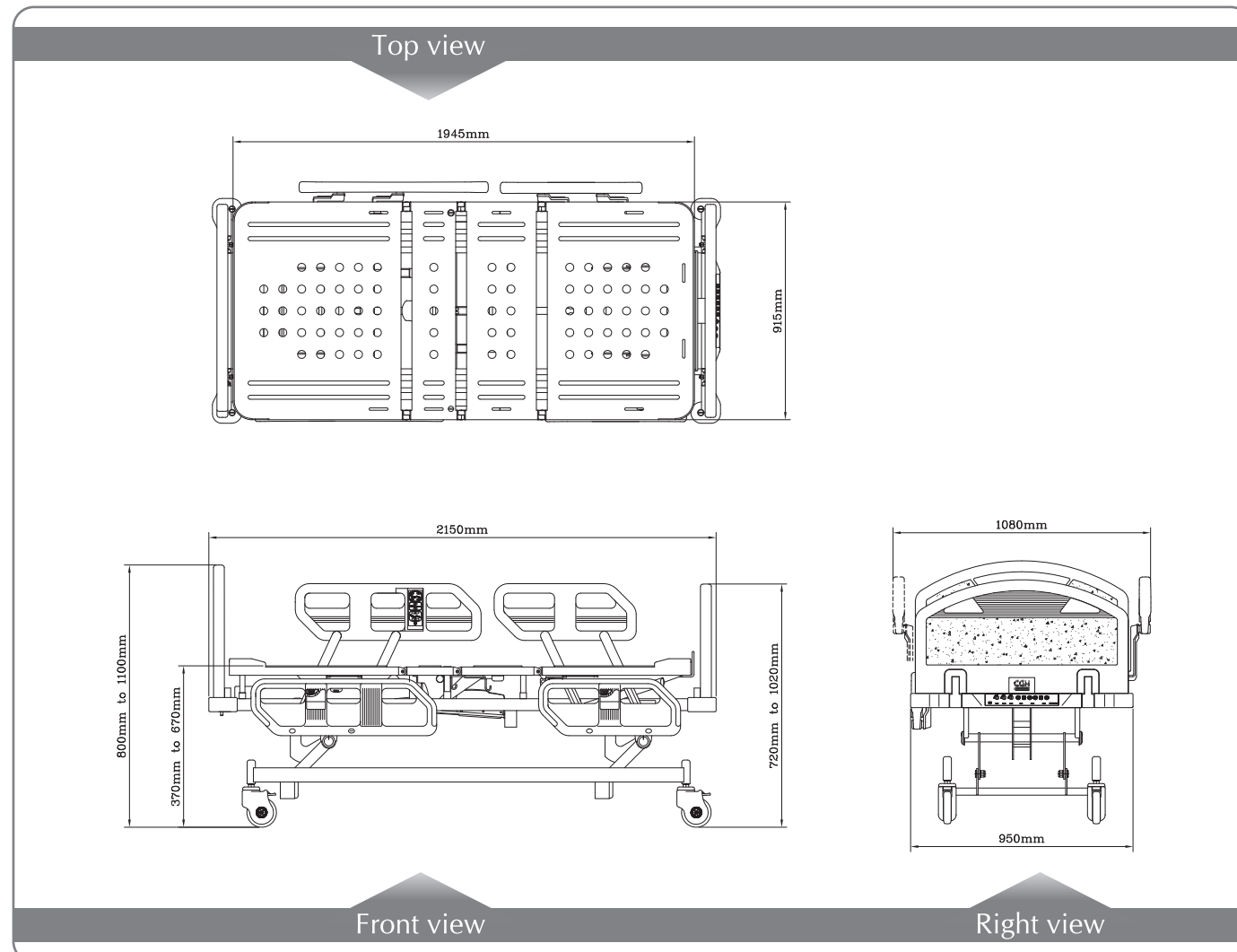


Middle Bar

Octagonal aluminum middle bar length 150cm can be applied when setting up on the overhead traction frame.

Long Bar

Octagonal aluminum long bar length 211cm can be applied when setting up on overhead traction frame.



Specification			
Dimension		Standard Accessories	
● Overall Size (Siderail Up)	L 217 x W 108 cm	● I.V. Pole	1PC
● Overall Size (Siderail Stored)	L 217 x W 95 cm	Optional Accessories	
● Sleeping Surface	L 194 x W 91.5 cm	● Mattress	● Under-Bed Basket
Positioning		● Dining Table	● Charger Set
● Hi-Low Range	37 - 67 cm	● Oxygen Tank Holder	● Rechargeable Battery
● Backrest	0 - 75 °	● Drainage Bag Holder	● CPR Controller
● Knee Gatch	0 - 40 °	● Medical Record Folder	● Bed Extension Frame
● Max. Weight Capacity	230 kgs (500 lbs)	● Overbed Table	● Weight Scale System
Electric Standard		● Lifting Pole	● Central Brake Caster
● Voltage	220 ~ 240/100 ~ 120 VAC 50/60 Hz	● X-Ray Cassette Holder	

CGM reserves the right to make changes without notice in design and specification.

CGM Chang Gung Medical Technology Co., Ltd.

Headquarter: 11F., No.201-4, Dun-Hwa North Rd., Taipei 105, Taiwan, R.O.C.
Tel: 886-2-87122948 Fax: 886-2-25140620

E-mail: cgmc@cgmc.com.tw http://www.cgmc.com.tw



Orthopedics Electric Bed



Chang Gung Medical Technology Co., Ltd.



1. Complete Traction System for Patient



Over Head Traction Frame

- **Bryant Traction**
Application for thighbone fracture of below 6-year old child or innate joint dislocation of hipbone.
- **90° - 90° Traction**
Application for thighbone fracture of 2-10 years old patient.
- **Over Head Traction**
Application for humerus fracture.
- **Suspension Traction**
Application for limbs smash fracture and thigh rotor bone fracture.



Compact Model



Assembling Model

Foot-End Traction Frame

- **Pelvic Traction**
Application for slipped disc or below backche patient.
- **Buck's Traction**
Application for thighbone fracture or after THR operation.
- **Skeletal Traction**
Application for legs fracture or pelvis ectopia.

Orthopedics Electric Bed (Model: CGM / CGN)

Removable ABS Platform



- 4-section air-permeable, washable ABS platform decreases the growth of bacterial, dirt accumulation and is easily to be cleaned.
- Special anti-slippery designed ABS platform.

Directive Graduation

Mattress Stopper

To prevent the mattress from slipping.

ABS Corner Bumper & IV Pole Socket



- Curved ABS corner bumper can reduce unexpected collision during transportation.
- Total 6 sockets supporting I.V. Pole on the bed, 4 located on each corner, 2 at the middle of the bed on the both sides.
- 4 traction frame sockets setting on each corner.

ABS Siderail



- 4-section tuck-away ABS siderails, individual back and knee lifting, it can protect patients from falling off the bed.
- ABS integrated injection molding with smooth finishing.
- Operation handles outside siderails with indication of rail movement.


Restraint Strap Holders

To enhance the safety of patients by fastening the safety belt.

Drainage Bag Hooks

A total of 6 Drainage Bag Hooks are mounted on both sides of the bed.

Exquisite Design



Smaller than 6 cm.

Safe siderails

Gap between Back and Knee siderail is within 6 cm to avoid the patient falling off from the bed.
(Conform to international standard:EN 60601-2-38)




Zero Transfer Gap

4-section tuck-away Siderail allows the Siderail to be stored completely under the bed frame for easing patient transferring from bed to bed.

Head & Foot Board Laminate Colors

Different laminate color of Head & Boards are available for choices only, in orders with considerable quantity.



Attendant Control Panel



- It is located at the foot-end of the bed.
- 3 rotation knobs for lock & unlock the elevation of Backrest, Knee Gatch and Bed Hi-Low separately.
- 3 sets of leveling controllers for adjusting the Backrest, Knee Gatch and Bed Hi-Low separately.

Board Clipper

- Pull&Push safety clipper for easy lock and release.
- Keep the board firm and quiet, even when moving the bed.

Removable ABS Head & Foot Board



- Mold-Injection ABS board with curving top in different laminate colors.
- Light and durable for application.
- Round handle to facilitate pushing of bed.
- Smart Pull to efficiently release the clipper while emergency.

Pulley Bar

Middle Bar

Short Bar

Cross Clamp

Pulley

Long Bar

Hand Bar / Flower

Embedded Control Panels

Embedded controls with Individual Backrest, Knee Gatch, Auto Movement and Bed Hi-Low functions are located at the internal of the ABS Siderails.

Set-Up for Cross Clamp



- Align and fix the Cross Clamp on the Middle Bar.
- Open the other side of the Cross Clamp and then put the Short Bar onto it and fasten.
- The rest can be done in the same manner.