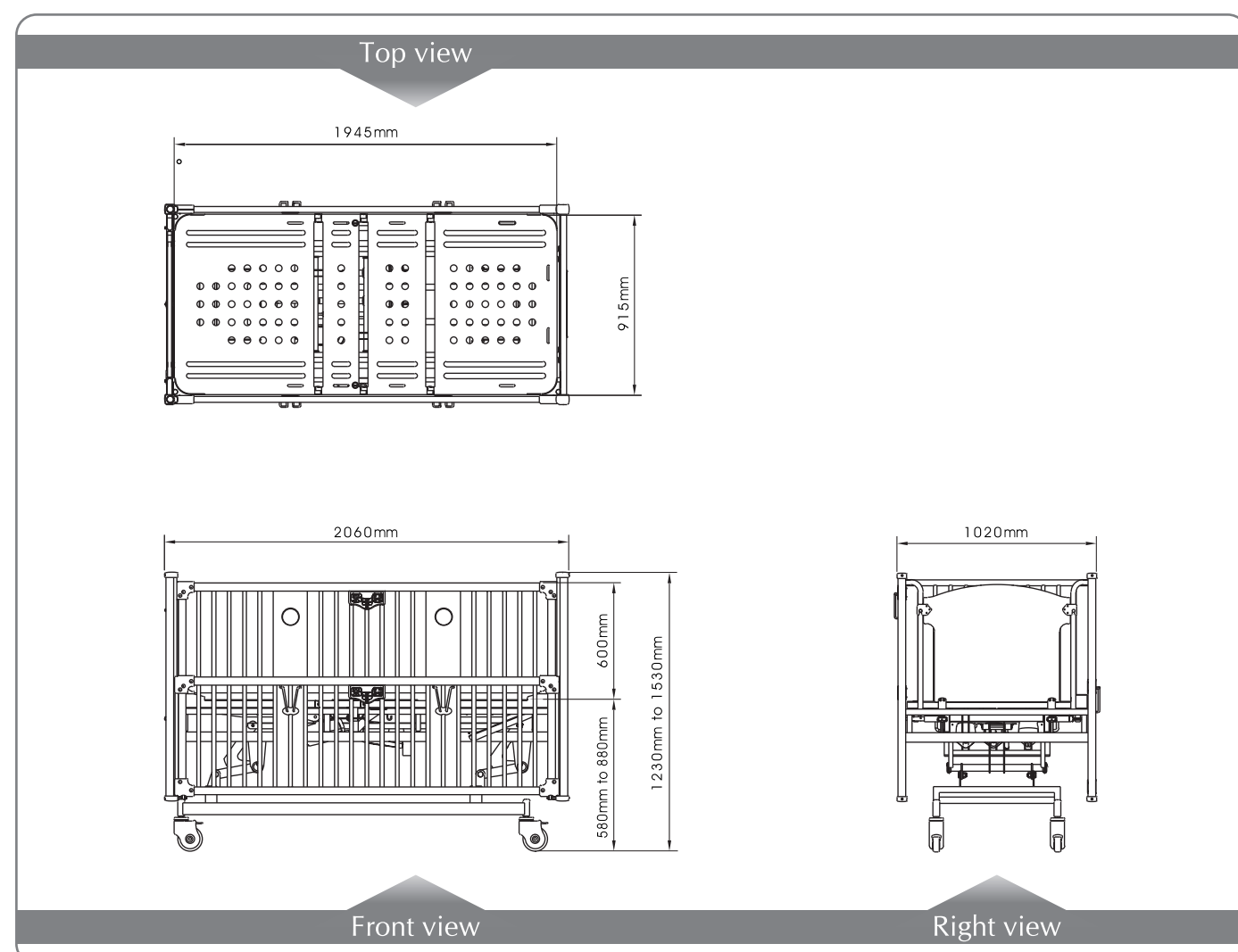




CGM Pediatric Electric Bed



Chang Gung Medical Technology Co., Ltd.



Specification

Dimension		Standard Accessories	
● Overall Size	L 206 x W 102 cm	● Fixed I.V. Pole	1PC
● Sleeping Surface	L 194 x W 91.5 cm	Optional Accessories	
● Siderail	L 196 x H 60 cm	● Mattress	
Positioning		● Oxygen Tank Holder	
● Hi-Low Range	58 - 88 cm	● Under-Bed Basket	
● Backrest	0 - 75 °	● Charger Set	
● Knee Gatch	0 - 40 °	● Rechargeable Battery	
● Max. Weight Capacity	230 kg (500 lb)	● Weight Scale System	
Electric Standard		● Central Brake Caster	
● Voltage	220 ~ 240/100 ~ 120 VAC 50/60 Hz	● IV Pole	

CGM reserves the right to make changes without notice in design and specification.



Chang Gung Medical Technology Co., Ltd.

Headquarter: 11F., No.201-4, Dun-Hwa North Rd., Taipei 105, Taiwan, R.O.C.
Tel: 886-2-87122948 Fax: 886-2-25140620

E-mail: cgmc@cgmc.com.tw http://www.cgmc.com.tw




CGEAP1012-1



Pediatric Electric Bed (Model: CLM / CLN)



1 Fixed I.V. Pole




- The stainless I.V. Pole can be placed on the head, the middle and the end of bed for hanging I.V. bottle and IVAC, according to medial care requirement.
- The height of the I.V. Pole is adjustable from 108 to 148 cm, measured from bed surface.

2 Siderail



- The fence-style siderail is total anti-rust and a unique design for complete security control.
- The safety height is conformed to international standard.

3 Parenting



A wide sleeping surface enables parents to sleep and accompany with their kids.

4 Caster

5" casters with dust-proof cover can prevent effectively dust from rolling inside the bearing.

5 Siderail Elevation Grip



- The smart grip is only for adults to move up/down and lock/unlock the siderail. By functional grips with 4-fixed position on both sides of tracks, the whole security system has been greatly upgraded.
- Gas-spring mechanism set on both sides of the siderails is to assist the siderail up and down easily.


6 Siderail ABS Cover

The ABS-made cover can keep the siderail from damages and increase its practicability. It also features warm color, easy-clean, smooth and comfortable touch.

7 Weight Scale System (Optional)


- It is able to measure from 0 to 230 kgs \pm 0.1kg of weight. (Measurement available to 300 kgs)
- It is able to detect instantly of slight change of the weight of patients.
- It is able to correct the set up accordingly and maintain accuracy of patient's actual weight.
- The display screen is equipped at the foot-end of the bed to prevent damages from unexpected collision.

8 Attendant Control Panel



- It is located at the foot-end of the bed.
- 3 rotation knobs for locking & unlocking the elevation of Backrest, Knee Gatch and Bed Hi-Low separately.
- 3 sets of leveling functions for adjusting the Backrest, Knee Gatch and Bed Hi-Low separately.

9 Embedded Control Panels



- 4 sets of Control Panels are embedded inside and outside of both siderails for elevation operations.
- 4 iconic indicators control the Backrest, Knee Gatch, Bed Hi-Low and Auto Movement elevations.

10 Electric Hi-Lo Functions



The Backrest, Knee Gatch and Bed Hi-Low are electric elevations, which can help the nursing to increase working efficiency and decrease occupation injury, ie. backache.

11 Removable ABS Platform

4-section air-permeable and washable ABS platform decreases bacteria from growing. The flat surface is very easy for cleaning and can reduce dirt accumulation.

12 Head Board

Pink wooden head board provides home-life impression. While emergency, the board can be quickly removed for first-aid.

